



LAKE OF THE OZARKS

FREE

Fishing News



IN THIS ISSUE

- Featured Anglers: Jim and Denise Dill
- How to Swap Your Prop
- Clays Corner
- How to Wire Batteries in Series and Parallel
- Forward Facing Sonar Tips
- And More . . .

CAYMAS
BOATS

AVID
BOATS

Bass Cat
FEEL THE RUSH

X
xpress boats®

SKEETER
PERFORMANCE FISHING BOATS

1(888)300-2930

WWW.BOAT-WRX.COM

BOATWRX
PERFORMANCE SPECIALISTS

A BETTER WAY TO BUY A BOAT

NIXA | OSAGE BEACH | NORTHPORT

www.bassingbob.com

HISTORY REDEFINED

iKON

MADE BY HCB YACHTS WITH JACOB WHEELER

AS A TRIBUTE TO THE ORIGINAL HYDRA-SPORTS BASS BOATS THAT GRACED THE WATERS ALMOST A HALF-CENTURY AGO, HCB YACHTS PROUDLY INTRODUCES THE NEW IKON BOAT BRAND TO THE MARKETPLACE WITH THEIR FIRST LX21 AND LX20 EDITIONS.



Premier
Advantage
Marine SALES & SERVICE

HIGHWAY LOCATION

48 Beachwood Drive, Sunrise Beach | 573.374.2231

MARINA LOCATION @ 38MM

27 Lighthouse Marina Road, Sunrise Beach | 573.374.5256

www.premieradvantagemarine.com

HOW TO

SWAP YOUR PROP

Intimidated or confused? Don't be! This blog will clearly show you how to perform each step.

Every boat owner should know how to remove and install the boat's propeller. The prop may become damaged and need to be repaired or replaced. You may decide to upgrade your propeller to improve performance or economy. Inspecting the propeller shaft behind the propeller for twisted fishing line is an easy maintenance check you should do several times a season to prevent serious gearcase damage.

Fortunately, swapping out a propeller is far easier and faster than changing a flat tire on your vehicle. With a few basic tools you can remove and install a propeller in a matter of minutes. Most Mercury outboards and MerCruiser® sterndrives in service today use a Flo-Torq® modular hub system. Always note the order and orientation of washers and other components as you disassemble the hub, consult the instructions if installing a new hub, or check your engine owner's manual. These are the basic instructions for the Flo-Torq II hub:

1. Pry back the locking tabs of the lock-nut retainer with a flat screwdriver.
2. Remove the propeller nut using a prop wrench or deep well socket and a floating prop block (or a wood block) to keep the prop from spinning.
3. Remove the propeller and all hub components, including the thrust washer.
4. Lubricate the prop shaft with Mercury 2-4-C Marine Grease and reinstall the

thrust washer facing the correct way.

5. Insert the Flo-Torq hub assembly into the propeller.
6. Slide the new prop/hub assembly and the lock-nut retainer onto the prop shaft.
7. Tighten the prop nut using your wrench and block, then tighten to specification using a torque wrench. Consult your owner's manual to find torque specification for your model.
8. Use a screwdriver to bend the ears of the lock-nut retainer back into the locked position.
9. Finally, give the prop a quick spin by hand to ensure that it can easily turn 360 degrees without binding, and you're ready to get back on the water.

Other points to consider:

- ▶ **Spare your day:** Getting stranded on the water due to a damaged propeller or spun prop hub will ruin your day and threaten your safety. It's a great idea to keep a spare propeller, Flo-Torq hub kit and the tools needed to change the prop on board. Now you can turn the situation into a minor delay instead of a day spoiler. Many boaters opt to carry an affordable aluminum propeller as a spare.
- ▶ **Avoid something fishy:** Several times a season remove the propeller to check the prop shaft for an accumulation of fishing line. When line is discarded or lost in the water

it will float. When a boat passes over the line, it can become tangled in the prop. Eventually, the line can work its way into the gap between the propeller hub and the gearcase, get wrapped round the prop shaft, and eat its way through the prop shaft seal. This can be very bad news – if the seal fails, water can enter the gearcase and cause expensive damage. The fishing line can be imbedded in grease and hard to see. Use your fingernail or a sharp pick to look for line at the point where the prop shaft goes into the gearcase. Pull off the line and reinstall the propeller.

- ▶ **Feeling sluggish?** If your boat isn't performing up to expectations, check your propeller(s). A damaged prop or one that's not the ideal model or pitch can drastically impede all aspects of performance. In fact, a new high-quality, well-chosen propeller is often the cheapest and fastest way to make a boat run better. Consult your local Mercury Authorized Dealer or find a dealer for guidance. Many dealers carry test propellers so you can compare several before you buy.

The video link below demonstrates how to change a prop with a popular Flo-Torq hub kit. Other versions of the Flo-Torq system may be slightly different. <https://youtu.be/cipufwMvm04>

Article from www.mercurymarine.com

Building your 6th Sense: Spring Time Transition

As the days get longer and water temperatures across the United States rise, waves of bass anglers will flock to the bank in search of fish that are looking to spawn. While this is a classic pattern, it is sometimes not the best move because of intense fishing pressure or unstable weather conditions. One way to bi-pass these issues and set yourself apart from the crowd is to consider targeting bass that are staging.

What is a Staging Area?

To get a better idea of how this pattern works, look back at your own traveling habits. Most people have a favorite restaurant/gas station that they habitually stop by on their way to and from any given destination. A staging area for a bass is no different. These areas can basically be any place that they can stop and use to feed before moving to or away from their desired spawning grounds. To help identify these areas, it is important to consider several factors. First, be cognizant of the type of cover the bass in your local lake prefer to stage in. This can be hydrilla, brush, secondary points, etc. By doing this you can oftentimes find a pattern that can be replicated on different areas of the lake. Also, consider depth/deep water access. Nearby creek channel swings and steep drop offs can amplify the number of fish that will use a particular spot for staging.

Types of Staging Areas:

Docks – While it may seem obvious, docks are a great piece of cover for bass to stage. The shade and overhead protection afforded by these pieces of structure make bass feel generally safe and protected. More specifically, bass will utilize individual dock pilings for several things during the spring. Early in the year the dock pilings will absorb sunlight and create a warm surface for fish to sit against which can be key during frigid weather. Later in the spring, shad will spawn on pilings which provides a consistent food source for fish living nearby.

Brush – Isolated brush piles can prove to be an excellent stopping point for fish in different phases of the spawn. Bass will hide in this type of cover and use it as a place to ambush baitfish. To locate these piles of structure it is best to utilize some sort of side imaging sonar. Pay attention to where you find brush piles because anglers who are dropping them in the water will drop them all over the lake in similar depths and points.

Points – These areas can be identified

with the naked eye or a contour map of your lake. Bass will use these as a feeding zone as well as a place to suspend. Points with deep water access allow fish to move up and down the water column without having to travel far which saves them time and energy during unstable spring weather conditions. Any sort of isolated rock, hard bottom, or other structure along a point can serve as an excellent place for schools of bass to stage. Another key factor that can affect the way fish will use a point is wind. Most of the time if you can find a point with wind blowing into it there will be bass feeding nearby. This is because the current generated by the wind will push bait fish around and allow bass to ambush them as they swim by.

Roadbeds – Much like dock pilings, roadbeds also absorb heat and provide a place for shad to spawn. Both elements are driving factors that attract pre spawn and post spawn bass. If timed correctly, entire schools of bass will position on this type of structure.

Recommended Baits and Techniques:

Tried and true, a Carolina-rig is a great option to drag around points, roadbeds, and brush piles. Our recommended setup includes 20lb fluorocarbon line, a tungsten or lead Carolina Pre-Rig, and a Stout 4/0 hook. The Nedfry and Clout are both great soft plastics to use on this setup. However, a less known option that is also highly effective is a Flush 5.2 soft plastic jerkbait. The subtle action of this bait imitating an injured baitfish is enough to entice finicky fish into eating.



Provoke – The Provoke 106x jerkbait is a dynamite bait to fish around docks, points, and shallow roadbeds. This bait has a unique ability to draw fish in from long distances. This has proven to be extremely effective for bass that are feeding heavily on baitfish. 'Chrome Threadfin', 'French Bone Pearl', and 'Jaint Juice' are some of our favorite colors for this technique.



Whale – Like the Provoke 106x, this bait also can draw fish in from long distances. With a wide tail kick and exaggerated head wobble, the Whale can be fished at almost any depth depending on how it is rigged. An often-overlooked element associated with this bait is its ability to skip extremely far under docks. Rigged on a 5/0 keel weighted hook, this bait is a great option to catch bass that are targeting baitfish.



Shakey Head – This bait is a more subtle approach to use around staging areas. Simply drag and hop this bait around points, roadbeds, or any type of submerged structure to elicit strikes from bass. Our recommended setup for this technique is a 3/8oz Divine Shakey Head paired with a Divine Shakey Worm 6.3.



Crankbait – A crankbait is one of our favorite lures to fish around staging areas since it allows you to cover so much water and incite reaction strikes from fish that may not be actively feeding. Depending on depth, we recommend the Cloud 9 series of crankbaits for this technique. Some of our favorite colors in this line up are ‘Chartreuse Pro Blue’, ‘Shad Scales’, and ‘Threadfin Shad’.



Be sure to apply this knowledge the next time you get out on the water, you might just put more fish in your live well.

Chartreuse Pro Blue



Shad Scales



Threadfin Shad



Cloud 9 Series

CLOUD 9

Deep Diving Series

C6: 2.56"
1/2oz 4-8ft



C10: 2.65"
5/8oz 8-12ft



C15: 3.0"
1oz 12-19ft



C20: 3.5"
1.4oz 18-22ft



C25: 3.75"
1.9oz 18-26ft



FISHING & LODGING

OLD KINDERHOOK

OLD
KINDERHOOK
www.oldkinderhook.com
573-317-3500

BOAT
RAMP

BOAT
PLUG-IN

LODGING
FEATURES

CATCH FISH LIKE CRAZY

Lake of the Ozarks

BOJANGLE

Baits

BOJANGLEBAITS.COM



We pride ourselves on superior customer service & high quality baits day in & day out

Tournament Schedule *at The Lake*

APRIL

Date	Time	Location	Boats	Club	Phone
04/01/2023	07:00 AM - 03:00 PM	LORA Marina	40	Lake of the Ozarks Rec Area Tourn	573-346-5673
04/01/2023	08:00 AM - 03:00 PM	Red Oak Resort	25	Independence Bass Club	816-560-0726
04/01/2023	06:30 AM - 03:00 PM	Point Randall Resort	20	St. Charles County Hawg Hunters	314-687-8673
04/01/2023	07:45 AM - 03:00 PM	PB #2	35	USA Bassin	314-346-6963
04/01/2023	07:00 AM - 03:00 PM	PB #2	80	TBF National Championship	580-765-9031
04/02/2023	07:00 AM - 03:00 PM	Coffman Beach Access	35	USA Bassin	314-346-6963
04/02/2023	06:30 AM - 03:00 PM	PB #2	200	Anglers in Action	314-327-4771
04/07/2023	06:00 AM - 04:00 PM	Captain Ron's Bar & Grill	75	National Crappie League Open Tourn	573-280-8020
04/07/2023	08:30 AM - 02:30 PM	Red Oak Resort	50	AGCMO Crappie Tournament	573-694-6984
04/08/2023	06:00 AM - 04:00 PM	Captain Ron's Bar & Grill	75	National Crappie League Open Tourn	573-280-8020
04/08/2023	06:30 AM - 03:00 PM	Coffman Beach Access	20	Spike Tournaments (Invite Only)	314-443-7023
04/08/2023	07:00 AM - 03:00 PM	McCubbins Point Access	15	Upper Meramec Bass Club	314-602-0895
04/14/2023	06:00 AM - 03:00 PM	PB #2	15	St. Louis County Bass Masters	314-330-2907
04/14/2023	07:00 AM - 03:00 PM	Pa He Tsi	10	Evolution Bass Club	314-229-5263
04/15/2023	06:00 AM - 03:00 PM	Bass Point Resort	25	Steel City Bassmasters	636-575-8300
04/15/2023	06:30 AM - 03:00 PM	PB2/RedOak/Alhonna/PtRandall/IvyBd	1500	Big Bass Bash	314-327-4771
04/16/2023	07:30 AM - 02:30 PM	Larry R. Gale Access	15	Osage Bass Club	573-690-1556
04/16/2023	06:00 AM - 12:00 PM	Bass Point Resort	25	Steel City Bassmasters	636-575-8300
04/16/2023	06:30 AM - 03:00 PM	PB2/RedOak/Alhonna/PtRandall/IvyBd	1500	Big Bass Bash	314-327-4771
04/22/2023	06:30 AM - 03:00 PM	Coffman Beach Access	20	Spike Tournaments (Invite Only)	314-443-7023
04/22/2023	07:00 AM - 05:00 PM	Lone Oak Resort	20	Thousand Hills Bass Club	660-341-7372
04/22/2023	07:00 AM - 04:00 PM	Shawnee Bend Access	20	Camden County Bass'rs Club Tourn	573-723-1020
04/22/2023	06:30 AM - 03:00 PM	Station 46 Marina	35	Mid-Lake Bass Club	573-280-3604
04/22/2023	07:00 AM - 03:00 PM	PB #2	20	Show Me Bass Club	636-262-7309
04/22/2023	06:30 AM - 03:00 PM	PB #2	45	Just Fish Team Trail Open	314-537-0822
04/23/2023	07:00 AM - 02:00 PM	Lone Oak Resort	20	Thousand Hills Bass Club	660-341-7372
04/23/2023	06:30 AM - 02:30 PM	Red Oak Resort	40	Reel in a Cure Open Buddy Bass	314-313-0595
04/23/2023	06:30 AM - 03:00 PM	PB #2	45	Angler's Choice Fishing Tournament	314-537-0822
04/23/2023	06:30 AM - 03:00 PM	Shawnee Bend Access	50	Joe Bass Team Trail	816-916-4244
04/23/2023	06:30 AM - 02:30 PM	Gravois Mills Access	20	Ozark Anglers Bass Club Tournament	314-713-3407
04/23/2023	07:00 AM - 03:00 PM	PB #2	35	USA Bassin	314-346-6963
04/23/2023	07:00 AM - 03:00 PM	Shawnee Bend Access	40	Missouri B.A.S.S Nation Youth & HS	314-568-8746
04/28/2023	06:00 AM - 04:00 PM	PB #2	50	Meek's The Builder's Choice	417-521-1103
04/29/2023	07:00 AM - 03:00 PM	Strt Anywhere/End LCTC Parking Lot	25	LCTC Open Spring Crappie Tourn	573-346-9269
04/29/2023	06:30 AM - 02:30 PM	Red Oak Resort	50	Edward Jones Private Fishing Tourn.	314-369-2905
04/29/2023	06:00 AM - 03:30 PM	Alhonna Resort	40	"Crest Industries, Inc."	314-560-1230
04/29/2023	06:00 AM - 03:00 PM	Robin's Resort	20	St. Charles County Hawg Hunters	314-687-8673
04/29/2023	06:30 AM - 03:15 PM	Bass Point Resort	90	Bass Point Invitational	314-537-6407
04/29/2023	06:00 AM - 03:30 PM	Lone Oak Point Resort	40	Millstone Weber Employees Tourn	314-280-3075
04/29/2023	06:30 AM - 03:30 PM	PB #2	100	Carpenters' Buddy Bass Tournament	314-269-5227
04/30/2023	06:30 AM - 08:00 PM	Start/End Anywhere	165	MLF/Tackle Warehouse Invitationals	270-205-5155

* Missouri Angler Wednesday Night Tourneys every Wednesday out of PB2 - April 19 - September 13 (6:30 - 10:00)

Eldon Bassmasters Open every Thursday out of Coffman Beach Access - April 13 - September 14 (6:30 - 10:00)

Ozark Anglers Bass Club every Tuesday out of Shawnee Bend Access - April 18 - September 26 (6:00 - 9:30)

For a complete listing of tournaments visit BassingBob.com

2023 SEASON SCHEDULE

BIG BASS BASH - ANGLERS IN ACTION TOURNAMENT TRAIL



2023 BIG BASS BASH SCHEDULE

LAKE OF THE OZARKS, MO: APRIL 15-16

GRAND LAKE, OK: JUNE 3-4

LAKE OF THE OZARKS, MO: OCTOBER 7-8

2023 ANGLERS IN ACTION SCHEDULE

LAKE OF THE OZARKS

March 5 | April 2 | May 7

GRAND LAKE

March 11 | April 30 | June 10

TABLE ROCK LAKE

March 18 | April 29 | May 21



MIDWESTFISHTOURNAMENTS.COM

Angler Born. Quality Built.



6TH SENSE[®]
FISHING

www.6thSenseFishing.com

Tournament Schedule *at The Lake*

MAY					
Date	Time	Location	Boats	Club	Phone
05/04/2023	07:00 AM - 05:00 PM	PB #2	165	MLF/Tackle Warehouse Invitationals	270-205-5155
05/05/2023	07:00 AM - 05:00 PM	PB #2	165	MLF/Tackle Warehouse Invitationals	270-205-5155
05/06/2023	07:00 AM - 05:00 PM	PB #2	165	MLF/Tackle Warehouse Invitationals	270-205-5155
05/06/2023	05:00 AM - 05:00 PM	Rock Harbor Resort	90	MINK Pipe Trades Bass Tournament	515-558-0483
05/06/2023	06:00 AM - 03:00 PM	Lamplighter Resort	30	PayneCrest Electric Buddy Bass	314-642-2121
05/06/2023	06:00 AM - 03:30 PM	Robin's Resort	20	Fred Weber Inc. Employee Tournament	314-486-1995
05/06/2023	06:00 AM - 04:00 PM	Alhonna Resort	50	Roofers Mart Fishing Tournament	314-968-9366
05/06/2023	06:30 AM - 03:00 PM	Coffman Beach Access	15	Ozark Mountain Anglers Bass Club	573-864-1784
05/06/2023	06:30 AM - 03:00 PM	Gravois Mills Access	40	VFW Open Tournament	314-537-0822
05/06/2023	06:30 AM - 03:00 PM	Shawnee Bend Access	20	Smithville Bassmasters	913-484-2369
05/06/2023	07:00 AM - 03:00 PM	Coffman Beach Access	15	Upper Meramec Bass Club	314-602-0895
05/06/2023	06:30 AM - 03:30 PM	Red Oak Resort	25	Acme Constructors Bass Tournament	314-640-0822
05/07/2023	06:00 AM - 12:00 PM	Robin's Resort	20	Fred Weber Inc. Employee Tournament	314-486-1995
05/07/2023	06:30 AM - 03:00 PM	Shawnee Bend Access	20	Smithville Bassmasters	913-484-2369
05/07/2023	06:00 AM - 03:00 PM	PB #2	200	Anglers in Action	314-327-4771
05/09/2023	05:30 AM - 03:00 PM	PB #2	100	Nebraska B.A.S.S. Nation	402-841-0325
05/10/2023	05:30 AM - 03:00 PM	PB #2	100	Nebraska B.A.S.S. Nation	402-841-0325
05/11/2023	05:30 AM - 03:00 PM	PB #2	100	Nebraska B.A.S.S. Nation	402-841-0325
05/12/2023	06:00 AM - 03:00 PM	PB #2	15	St. Louis County Bass Masters	314-330-2907
05/13/2023	07:00 AM - 03:00 PM	LORA Marina	40	Lake of the Ozarks Rec Area Tourn	573-346-5673
05/13/2023	06:00 AM - 03:00 PM	PB #2	50	St. Louis Bass Busters Open Buddy	314-409-8314
05/13/2023	06:00 AM - 03:00 PM	Shawnee Bend Access	20	Int'l Fed. of Black Bass Anglers	816-419-5831
05/17/2023	04:00 AM - 05:00 PM	Captain Ron's Bar & Grill	40	Corn Belt Crappie Trail	913-333-6194
05/18/2023	04:00 AM - 05:00 PM	Captain Ron's Bar & Grill	40	Corn Belt Crappie Trail	913-333-6194
05/20/2023	06:00 AM - 02:00 PM	Pirate's Point Marina	10	Salem Bass Club	573-247-2690
05/20/2023	06:00 AM - 03:00 PM	Station 46 Marina	35	Mid-Lake Bass Club	573-280-3604
05/20/2023	05:30 AM - 03:00 PM	Pa He Tsi	10	Sol Pro Bassmasters	816-447-7649
05/20/2023	06:30 AM - 03:00 PM	PB #2	45	Just Fish Team Trail Open	314-537-0822
05/20/2023	06:00 AM - 02:00 PM	PB #2	35	USA Bassin	314-346-6963
05/20/2023	05:30 AM - 03:30 PM	Point Randall Resort	15	Rodbenders Bass Club	314-378-2696
05/20/2023	05:30 AM - 01:30 PM	LORA Marina	25	Tri-County Bass Club	573-762-2668
05/21/2023	06:00 AM - 03:00 PM	Red Oak Resort	12	MO/KAN Bassmasters Club Tourn	816-536-1702
05/21/2023	06:00 AM - 02:00 PM	Gravois Mills Access	15	Crooked River Bassmasters	816-724-1138
05/21/2023	05:30 AM - 02:00 PM	Pa He Tsi	10	Sol Pro Bassmasters	816-447-7649
05/21/2023	06:30 AM - 03:00 PM	PB #2	45	Angler's Choice Fishing Tournament	314-537-0822
05/21/2023	06:00 AM - 02:00 PM	PB #2	35	USA Bassin	314-346-6963
05/21/2023	05:30 AM - 12:30 PM	Point Randall Resort	15	Rodbenders Bass Club	314-378-2696
05/21/2023	05:30 AM - 12:30 PM	LORA Marina	25	Tri-County Bass Club Open Buddy	636-544-9887
05/28/2023	08:30 PM - 10:00 PM	26.2 MM Main Channel	4	Margaritaville Lake Resort	573-836-4694

* Missouri Angler Wednesday Night Tourneys every Wednesday out of PB2 - April 19 - September 13 (6:30 - 10:00)

Eldon Bassmasters Open every Thursday out of Coffman Beach Access - April 13 - September 14 (6:30 - 10:00)

Ozark Anglers Bass Club every Tuesday out of Shawnee Bend Access - April 18 - September 26 (6:00 - 9:30)

For a complete listing of tournaments visit BassingBob.com


JUNE					
Date	Time	Location	Boats	Club	Phone
06/02/2023	07:30 PM - 01:00 AM	LORA Marina	40	Lake of the Ozarks Rec Area Tourn	573-346-5673
06/02/2023	06:30 PM - 12:00 AM	Linn Creek Ramp	25	Linn Creek Friday Nighters	417-531-3600
06/03/2023	06:00 AM - 02:00 PM	PB #2	45	Just Fish Team Trail Open	314-537-0822
06/03/2023	05:15 AM - 03:30 PM	Lazy Dayz Resort	15	Rodbenders Bass Club	314-378-2696
06/04/2023	06:00 AM - 02:00 PM	PB #2	45	Angler's Choice Fishing Tournament	314-537-0822
06/04/2023	05:15 AM - 12:30 PM	Lazy Dayz Resort	15	Rodbenders Bass Club	314-378-2696
06/09/2023	06:00 AM - 03:00 PM	PB #2	15	St. Louis County Bass Masters	314-330-2907
06/09/2023	06:30 PM - 12:00 AM	Linn Creek Ramp	25	Linn Creek Friday Nighters	417-531-3600
06/09/2023	06:30 PM - 03:00 AM	Coffman Beach Access	15	Ozark Mountain Anglers Bass Club	573-864-1784
06/10/2023	08:00 PM - 11:59 PM	PB #2	45	Camden County Bass's Open Buddy	573-723-1020
06/10/2023	06:00 AM - 03:00 PM	Station 46 Marina	35	Mid-Lake Bass Club	573-280-3604
06/10/2023	06:00 PM - 02:00 AM	Coffman Beach Access	20	Show Me Bass Club	636-262-7309
06/10/2023	06:00 AM - 02:00 PM	PB #2	20	Ray Yow Charity Bass Tournament	636-575-6305
06/11/2023	12:00 AM - 07:00 AM	PB #2	45	Camden County Bass's Open Buddy	573-723-1020
06/16/2023	06:30 PM - 12:00 AM	Linn Creek Ramp	25	Linn Creek Friday Nighters	417-531-3600
06/16/2023	11:00 AM - 04:00 PM	Performance Boat Center	100	Performance Boat Center	573-873-2300
06/17/2023	08:00 PM - 11:59 PM	Linn Creek Ramp	20	Camden County Bass's Club Tourn	573-723-1020
06/17/2023	08:00 AM - 04:00 PM	East Bledsoe Ferry Ramp	30	Batson Archery Bowfishing Tourn	417-299-6333
06/17/2023	11:00 AM - 04:00 PM	Performance Boat Center	100	Performance Boat Center	573-873-2300
06/18/2023	12:00 AM - 07:00 AM	Linn Creek Ramp	20	Camden County Bass's Club Tourn	573-723-1020
06/18/2023	06:00 AM - 03:00 PM	Drake Harbor	50	Joe Bass Team Trail	816-916-4244
06/18/2023	06:00 AM - 02:00 PM	Larry R. Gale Access	35	USA Bassin	314-346-6963
06/23/2023	10:00 AM - 05:00 PM	Dog Days Bar & Grill	100	Big Thunder Marine	573-365-4001
06/23/2023	06:30 PM - 12:00 AM	Linn Creek Ramp	25	Linn Creek Friday Nighters	417-531-3600
06/24/2023	06:00 AM - 03:00 PM	Station 46 Marina	35	Mid-Lake Bass Club	573-280-3604
06/24/2023	05:30 AM - 02:00 PM	East Bledsoe Ferry Ramp	10	St. Louis Area Bassmasters Assoc.	314-941-6616
06/24/2023	07:00 PM - 03:00 AM	Larry R. Gale Access	10	Central Missouri Bassmasters	573-465-1896
06/24/2023	05:00 PM - 11:59 PM	Drake Harbor	30	Central Missouri Catfish Tourn.	660-651-2408
06/25/2023	05:30 AM - 12:00 PM	East Bledsoe Ferry Ramp	10	St. Louis Area Bassmasters Assoc.	314-941-6616
06/25/2023	06:00 AM - 02:00 PM	Drake Harbor	30	Mexico Bassmasters	316-250-9476
06/25/2023	12:00 AM - 10:00 AM	Drake Harbor	30	Central Missouri Catfish Tourn.	660-651-2408
06/30/2023	06:30 PM - 12:00 AM	Linn Creek Ramp	25	Linn Creek Friday Nighters	417-531-3600
JULY					
Date	Time	Location	Boats	Club	Phone
07/04/2023	09:00 PM - 10:30 PM	26.2 MM Main Channel	4	Margaritaville Lake Resort	573-836-4694
07/07/2023	07:30 PM - 01:00 AM	LORA Marina	40	Lake of the Ozarks Rec Area Tourn	573-346-5673
07/07/2023	06:30 PM - 12:00 AM	Linn Creek Ramp	25	Linn Creek Friday Nighters	417-531-3600
07/08/2023	08:00 PM - 04:00 AM	Coffman Beach Access	30	Mexico Bassmasters	316-250-9476
07/14/2023	06:30 PM - 12:00 AM	Linn Creek Ramp	25	Linn Creek Friday Nighters	417-531-3600

* Missouri Angler Wednesday Night Tourneys every Wednesday out of PB2 - April 19 - September 13 (6:30 - 10:00)

Eldon Bassmasters Open every Thursday out of Coffman Beach Access - April 13 - September 14 (6:30 - 10:00)

Ozark Anglers Bass Club every Tuesday out of Shawnee Bend Access - April 18 - September 26 (6:00 - 9:30)

For a complete listing of tournaments visit BassingBob.com



CAYMAS
BOATS

SKEETER
PERFORMANCE FISHING BOATS

Bass Cat
FEEL THE RUSH

2023 Models In Stock Available Now!

We have a large inventory and ready to move!

NIXA | OSAGE BEACH | NORTHPORT

WWW.BOAT-WRX.COM

1(888)300-2930

BOATWRX
PERFORMANCE SPECIALISTS
A BETTER WAY TO BUY A BOAT

JULY (continued)					
Date	Time	Location	Boats	Club	Phone
07/15/2023	09:00 AM - 05:00 PM	Ha Ha Tonka Cove	5	MarineMax	573-365-5382
07/15/2023	08:00 PM - 11:59 PM	Linn Creek Ramp	20	Camden County Bass'rs Club Tourn	573-723-1020
07/15/2023	07:00 PM - 11:59 PM	East Bledsoe Ferry Ramp	30	Batson Archery Bowfishing Tourn	417-299-6333
07/15/2023	06:00 AM - 03:00 PM	Station 46 Marina	35	Mid-Lake Bass Club	573-280-3604
07/15/2023	07:00 PM - 11:59 PM	Coffman Beach Access	20	St. Charles County Hawg Hunters	314-687-8673
07/15/2023	06:00 PM - 02:00 AM	PB #2	20	Show Me Bass Club	636-262-7309
07/15/2023	08:00 PM - 04:00 AM	PB #2	10	Central Missouri Bassmasters	573-465-1896
07/15/2023	05:30 AM - 03:00 PM	Drake Harbor	15	Olathe Bass Club	816-863-1425
07/16/2023	12:00 AM - 07:00 AM	Linn Creek Ramp	20	Camden County Bass'rs Club Tourn	573-723-1020
07/16/2023	12:00 AM - 08:00 AM	East Bledsoe Ferry Ramp	30	Batson Archery Bowfishing Tourn	417-299-6333
07/16/2023	12:00 AM - 07:00 AM	Coffman Beach Access	20	St. Charles County Hawg Hunters	314-687-8673
07/16/2023	06:00 AM - 03:00 PM	Drake Harbor	50	Joe Bass Team Trail	816-916-4244
07/21/2023	10:00 AM - 05:00 PM	Camden on the Lake	100	Big Thunder Marine	573-365-4001
07/21/2023	06:30 PM - 12:00 AM	Linn Creek Ramp	25	Linn Creek Friday Nighters	417-531-3600
07/21/2023	06:30 PM - 03:00 AM	Coffman Beach Access	15	Ozark Mountain Anglers Bass Club	573-864-1784
07/22/2023	08:00 PM - 11:59 PM	PB #2	45	Camden County Bass'rs Open Buddy	573-723-1020
07/23/2023	12:00 AM - 07:00 AM	PB #2	45	Camden County Bass'rs Open Buddy	573-723-1020
07/23/2023	06:30 AM - 02:30 PM	Drake Harbor	20	East Kansas Bassmasters	913-424-8285
07/28/2023	06:30 PM - 12:00 AM	Linn Creek Ramp	25	Linn Creek Friday Nighters	417-531-3600
07/28/2023	08:00 PM - 04:00 AM	Coffman Beach Access	30	Mexico Bassmasters	316-250-9476
07/29/2023	10:00 PM - 11:59 PM	Coffman Beach Access	10	Salem Bass Club	573-247-2690
07/29/2023	06:00 AM - 02:00 PM	Larry R. Gale Access	35	USA Bassin	314-346-6963
07/30/2023	05:30 AM - 03:00 PM	Drake Harbor	15	Fort Scott Bass Club	620-224-8007
07/30/2023	06:00 AM - 02:00 PM	Drake Harbor	15	Crooked River Bassmasters	816-724-1138
07/30/2023	12:00 AM - 06:00 AM	Coffman Beach Access	10	Salem Bass Club	573-247-2690
07/30/2023	06:00 AM - 02:00 PM	Larry R. Gale Access	35	USA Bassin	314-346-6963
AUGUST					
Date	Time	Location	Boats	Club	Phone
08/04/2023	07:30 PM - 01:00 AM	LORA Marina	40	Lake of the Ozarks Rec Area Tourn	573-346-5673
08/04/2023	12:00 AM - 11:59 PM	No Tournaments- Drake Harbor	0	Benton Co. Tourism & Recreation	660-438-2090
08/05/2023	07:00 PM - 02:00 AM	Shaw nee Bend Access	35	Freshwater FX Open Tournament	573-821-3259
08/05/2023	12:00 AM - 11:59 PM	No Tournaments- Drake Harbor	0	Benton Co. Tourism & Recreation	660-438-2090
08/05/2023	06:00 AM - 03:00 PM	Station 46 Marina	35	Mid-Lake Bass Club	573-280-3604
08/06/2023	12:00 AM - 11:59 PM	No Tournaments- Drake Harbor	0	Benton Co. Tourism & Recreation	660-438-2090
08/11/2023	06:30 PM - 03:00 AM	Coffman Beach Access	15	Ozark Mountain Anglers Bass Club	573-864-1784
08/11/2023	08:00 PM - 02:00 AM	Sunrise Shores Resort	20	St. Charles County Hawg Hunters	314-687-8673
08/12/2023	08:00 PM - 02:00 AM	Sunrise Shores Resort	20	St. Charles County Hawg Hunters	314-687-8673
08/18/2023	06:00 AM - 03:00 PM	PB #2	15	St. Louis County Bass Masters	314-330-2907
08/19/2023	08:00 PM - 11:59 PM	Linn Creek Ramp	20	Camden County Bass'rs Club Tourn	573-723-1020
08/19/2023	07:00 AM - 03:00 PM	Pa He Tsi	8	Evolution Bass Club	314-229-5263
08/19/2023	08:00 PM - 04:00 AM	Coffman Beach Access	10	Central Missouri Bassmasters	573-465-1896

* Missouri Angler Wednesday Night Tourneys every Wednesday out of PB2 – April 19 - September 13 (6:30 - 10:00)

Eldon Bassmasters Open every Thursday out of Coffman Beach Access – April 13 - September 14 (6:30 - 10:00)

Ozark Anglers Bass Club every Tuesday out of Shawnee Bend Access – April 18 - September 26 (6:00 - 9:30)

For a complete listing of tournaments visit BassingBob.com

AUGUST (continued)					
Date	Time	Location	Boats	Club	Phone
08/19/2023	07:00 PM - 11:59 PM	Shawnee Bend Access	25	Tri-County Bass Club	573-762-2668
08/20/2023	12:00 AM - 07:00 AM	Linn Creek Ramp	20	Camden County Bass'rs Club Tourn	573-723-1020
08/20/2023	07:00 AM - 02:00 PM	Pa He Tsi	8	Evolution Bass Club	314-229-5263
08/20/2023	12:00 AM - 07:00 AM	Shawnee Bend Access	25	Tri-County Bass Club	573-762-2668
08/22/2023	06:00 AM - 02:00 PM	Point Randall Resort	15	Rodbenders Bass Club	314-378-2696
08/23/2023	06:00 AM - 12:30 PM	Point Randall Resort	15	Rodbenders Bass Club	314-378-2696
08/26/2023	09:00 AM - 11:59 PM	East Bledsoe Ferry Ramp	30	Batson Archery Bowfishing Tourn	417-299-6333
08/27/2023	12:00 AM - 07:00 AM	East Bledsoe Ferry Ramp	30	Batson Archery Bowfishing Tourn	417-299-6333

SEPTEMBER					
Date	Time	Location	Boats	Club	Phone
09/03/2023	08:30 PM - 10:00 PM	26.2 MM Main Channel	4	Margaritaville Lake Resort	573-836-4694
09/08/2023	06:00 AM - 03:00 PM	PB #2	15	St. Louis County Bass Masters	314-330-2907
09/09/2023	06:00 AM - 04:00 PM	Strt Anywhere/End GravMills Acc	50	National Crappie League	573-280-8020
09/09/2023	06:00 AM - 04:00 PM	Shawnee Bend Access	20	Fishers of Men National Tourn Trail	417-839-9304
09/09/2023	07:00 AM - 03:00 PM	LORA Marina	40	Lake of the Ozarks Rec Area Tourn	573-346-5673
09/09/2023	07:00 AM - 03:00 PM	PB #2	35	USA Bassin	314-346-6963
09/09/2023	06:00 AM - 04:00 PM	PB #2	150	IUOE Local 148 Charity Bass Tourn	573-760-5669
09/10/2023	05:00 AM - 04:00 PM	Red Oak Resort	15	Backlashers Bass Club	913-626-8955
09/10/2023	07:00 AM - 04:00 PM	Linn Creek Ramp	20	Camden County Bass'rs Club Tourn	573-723-1020
09/10/2023	07:00 AM - 03:00 PM	PB #2	35	USA Bassin	314-346-6963
09/10/2023	07:00 AM - 03:00 PM	Drake Harbor	50	Joe Bass Team Trail	816-916-4244
09/11/2023	05:00 AM - 04:00 PM	Red Oak Resort	15	Backlashers Bass Club	913-626-8955
09/16/2023	06:00 AM - 04:00 PM	PB #2	230	MLF/Phoenix Bass Fishing	270-703-9969
09/17/2023	06:00 AM - 04:00 PM	PB #2	230	MLF/Phoenix Bass Fishing	270-703-9969
09/22/2023	06:00 AM - 05:00 PM	PB #2	225	Bassmaster Open	678-296-5826
09/23/2023	07:00 AM - 03:00 PM	Station 46 Marina	35	Mid-Lake Bass Club	573-280-3604
09/23/2023	06:00 AM - 05:00 PM	PB #2	225	Bassmaster Open	678-296-5826
09/24/2023	07:00 AM - 03:00 PM	Drake Harbor	10	UAW Local 249	816-454-6333
09/24/2023	06:00 AM - 05:00 PM	PB #2	225	Bassmaster Open	678-296-5826
09/28/2023	07:00 AM - 05:00 PM	PB #2	200	MLF/Toyota Series	270-703-9551
09/29/2023	07:00 AM - 05:00 PM	PB #2	200	MLF/Toyota Series	270-703-9551
09/30/2023	07:00 AM - 03:00 PM	Robin's Resort	45	Just Fish Team Trail Open	314-537-0822
09/30/2023	07:00 AM - 05:00 PM	PB #2	200	MLF/Toyota Series	270-703-9551

Catch fast cash with our \$500 Fish-Intel referral bonus!

ROBUST WEB TOOLS
ONGOING TECH SUPPORT
EXPERT BUSINESS GUIDANCE
LOW STARTUP COST

Launch your new career today -
Call 314.575.5545
Fish-Intel.com



* Missouri Angler Wednesday Night Tourneys every Wednesday out of PB2 - April 19 - September 13 (6:30 - 10:00)
Eldon Bassmasters Open every Thursday out of Coffman Beach Access - April 13 - September 14 (6:30 - 10:00)
Ozark Anglers Bass Club every Tuesday out of Shawnee Bend Access - April 18 - September 26 (6:00 - 9:30)

For a complete listing of tournaments visit BassingBob.com



**Alhonna
Resort &
Marina**
home of Bobber's Restaurant & Lounge
677 Outer Drive
Lake Ozark, Missouri 65049
8 MM
573-365-2634

**Our family owned resort on
Horseshoe Bend features:**

- 60 Lakeside Units - most with kitchens, some with fireplaces
- Indoor Pool with 2 hot tubs
- Full Service Gas Dock
- 2 Concrete Launching Ramps
- 110 Covered Slips with Electric
1 slip FREE with each unit
- Enclosed Fishing Dock with Wood
Burning Stove
- Bobber's Restaurant & Lounge

BASS TOURNAMENT SCHEDULE

October 28 - 29, 2023

Take off is scheduled at 7:00 AM on Saturday and Sunday.
Weigh-ins are at 4:00 PM on Saturday and 2:00 PM on Sunday.
The cash prizes are given out following the weigh-in on Sunday.

Guest rooms are available at Alhonna Resort!

www.thealhonnaresort.com

INLAND MARINE

Family owned and operated since 1986

Inland Marine offers a large selection of new and pre-owned Bentley Pontoons and Ranger Bass Boats. Our certified technicians are equipped to service Mercury, Yamaha and Suzuki motors.

Browse our inventory online at

InlandMarineBoats.com

Visit our showroom at

7255 Metropolitan Blvd, Barnhart, MO

Call Inland Marine today!

636-461-1000



*Bentley
Pontoons*



MERCURY

**Ranger
BOATS**

**SUZUKI
MARINE**



PLAN YOUR LAKE OF THE Ozarks TRIP

*Planning your
perfect day at
The Lake just
got easier!*

The Lake of the Ozarks **VisitWidget** tool provides a new way to explore what the Lake Area has to offer including lodging, dining, things to do, shopping & events.

- Find your points of interest
- Save points of interest to your Trip Planner Profile
- Plot points of interest on the interactive map
- Share points of interest family and friends

View the new Lake of the Ozarks Trip Planner online at **FunLake.com** or search "Visit Lake of the Ozarks" in your app store to download.



Convention &
Visitor Bureau



Lake Ozark Fishing Guide Service

Lake Ozark Fishing Guide Service

offers trips on the Osage River below the dam and on the Lake of the Ozarks. We offer guide trips for bass, crappie, catfish, white bass and walleye.

Lake Ozark Fishing Guide Service offers clients our knowledge of fishing the back waters and the more quiet areas on the Osage River.



We offer trips for family, friends and groups.

This is shallow topwater buzzing, spinnerbait tossing, jig flipping, crankbait running type of fishing all on the quiet Osage River.

Lakeozarkfishingguideservice.com
1-573-465-3810

JACK'S GUIDE SERVICE AT LAKE OF THE OZARKS

- Guide trips for bass, crappie and catfish
- Jack Uxa has been guiding full-time on Lake of the Ozarks since 2008 and has served as Head Guide at Tan-Tar-A since 2005
- Check out Jack's website for rates, fishing reports & client pictures!



QUIT WISHING, LET'S GO FISHING!
www.LakeoftheOzarksFishingGuide.com

PLAYING NUMBERS GAME WITH THE NED RIG

by John Neporadny Jr.

Jack Uxa decided to take a break during a tough day of fishing at Lake of the Ozarks.

The Missouri guide deployed his Minn Kota Talons, threw out his lure and sat down to eat an apple. "A bass picked (the lure) up while it was just sitting there and it was the biggest bass (a 3-pounder) I caught that day," Uxa says. "I was pretty floored so I did it a couple of more times while I was sitting there eating my apple and I caught a couple more fish."

The lure Uxa dead-sticked while eating his apple was a small jig and stickworm combo known as the Ned Rig. Conceived by outdoor writer Ned Kehde of Kansas, the Ned Rig is a finesse style of fishing that elicits strikes from bass in even the toughest conditions.

Uxa believes the Ned Rig has become so effective because bass have become turned off to all the "cool new baits" introduced in recent years. "For the last 15 to 20 years fishermen have gotten a whole lot better," Uxa says. "I think the average guy nowadays would have been a pro 20 years ago. As fishermen have evolved in education, technology and equipment that has gotten so much better, the fish that like the Ned Rigs have done a 180 from all the new cool stuff and that is because of pressure."

The Ned Rig is Uxa's pick for his guide clients when they are having trouble catching bass on other lures. "It gets a lot of bites and it catches fish of

(continued on next page)



every size,” Uxa says. “The Ned Rig works exceptionally well in rocky situations. You can throw it in vegetation areas but it doesn’t seem to shine in places with a lot of vegetation.”

The Lake of the Ozarks guide sets up his Ned Rig with a 1/8-ounce mushroom-shaped jighead that he modifies by drilling a hole in the top of the jig and gluing a piece of 50-pound test fluorocarbon into the hole to create a weed guard. Uxa occasionally matches the jighead with small soft plastic creature baits and craws, but he prefers rigging the jighead with the buoyant plastic stickworm such as the Z-Man TRD or the Z-Man ZinkerZ. He cuts the 5-inch ZinkerZ in half to make a more compact Ned Rig. Both the TRD and ZinkerZ are made from ElazTech material which is naturally buoyant and allows the finesse worm to float off the bottom.

When fishing in clear water Uxa selects Ned Rig worms in green hues such as green pumpkin, sprayed grass and green pumpkin/purple flake. The Ned Rig has also produced for him in dirty water with a visibility of less than 1 foot. He opts for a black-and-blue stickworm for his rig in the off-colored water.

Spinning gear and light line are imperative when fishing the lightweight Ned Rig. Uxa throws his Ned Rig on a 6-foot, 10-inch medium action Abu-Garcia Villain spinning rod combined with a Pflueger President 30 spinning reel. He avoids the hassle of tying fluorocarbon leaders on braid line by fishing the Ned Rig exclusively on 6- or 8-pound Berkley Trilene XL monofilament line.

Retrieving the Ned Rig a variety of ways will generate strikes. “There are times where I will scrub it along the bottom, which is a steady retrieve similar to fishing with a wobble head jig,” Uxa says. “There are times I will work it along the bottom like I would a plastic worm but a little bit slower because it is lighter weight. There are also times when I will just swim it back. All the retrieves are slow. I just have to play around with it to see where the fish are in the water column.”

Dead-sticking the Ned Rig while eating an apple will also trigger bites from finicky bass.

The apple-eating incident proves you can never fish a Ned Rig too slow. Uxa notices the biggest mistake his clients make is putting too much action on the Ned Rig. “They just fish it too fast,” he says.

The veteran guide suggests to his clients that the rig works best when they fish it slow and if they think they are fishing it slow, they should go even slower. “When bass want something moving, there are other baits that work better,” Uxa says.

The Ned Rig shines best for Uxa during early spring when several weather fronts keep passing through and bass ignore action lures such as spinnerbaits and crankbaits. The rig has produced for him on calm, sunny days, but he has also caught bass on it during other weather conditions when bass still want a slow-moving bait.

Uxa will also throw the finesse bait any time he notices bass seem to prefer smaller meals, especially on waters with high fishing pressure. The rig has saved the day many times for Uxa on guide trips while targeting pressured bass at Lake of the Ozarks, where more than 500 bass tournament permits are issued throughout the year.

The rig racks up good numbers of fish generating lots of bites from bass in the 1-pound class and Uxa’s clients also catch some 3- and 4-pounders. “You will also occasionally catch a crappie, white bass, catfish and bluegill on it,” Uxa says.

design fabrication installation service

PIROSSIGNS
INCORPORATED
since 1957

PEACOCK
LOOP
DINER

FedEx Forum

PARIC
The Gathering of TOWN HALL
Brought to you by

Enterprise Center

BARNES

WIZARD

f pirossigns.com t



2023's

#1 TOURNAMENT SERIES FISHING ROD

XAS

XTREME ANGLER SERIES

- Super Lightweight Design
- Unbelievable Sensitivity
- FX Signature Winn Grips
- Genuine Fuji Components
- Exposed Blank Seating
- Lifetime Warranty

40+

ROD MODELS

APPLICATION SPECIFIC

& ALL PURPOSE

www.fxcustomrods.com



FX CUSTOM RODS

NOT THE ONLY WAY TO FISH, JUST A BETTER ONE!



STATE PARK MARINA

Grand Glaize Marina (PB2)
711 Public Beach Rd.
Osage Beach, MO 65065
573.348.1233

Public Beach #1 (PB1)
257 Public Beach Dr.
Brumley, MO 65052
573.302.1044

The Campstore
53 Lakeview Bend Tr.
Brumley, MO 65052
573.302.7940



Marina Amenities:

- Slip rental
- Boat rental
- Stand-up paddle boards
- Kayaks
- Snacks and hand-dipped ice cream

Located within the beautiful Lake of the Ozarks State Park in the Grand Glaize Arm; our marinas are both adjacent to the park's two public beaches. Both Marinas have **multi-lane launch ramps, slip rentals, overnight trailer parking** (by permit), **boat rentals, a fuel dock, and convenient stores.**

Campers and day-trippers... don't forget to stop one of our camp stores to grab a snack, unique souvenir, or refresh with some ice-cream after a hike on one of the park's many trails.

LOTospmarina.com

The "Shortie"

The "D.C" Worm

6" Jr C.O.G Worm

7.25" C.O.G Worm

7.25" Snake Head Worm

8" Swamp Swimmer

Xtoad

Xbite

CROCK-O-GATOR
BAIT CO.
Since 1984 Made in the USA

**CHECKOUT OUR "PRO LINE" OF
SOFT PLASTICS AT SELECT RETAILERS OR ONLINE**

crockogatorbaitcompany.com

Fitz Fishing, Ozark Bait and Tackle, Bryant's Osage Outdoors, MidwayUSA, Dunn's Sporting Goods, Denny Dennis, Baitwrx, Bullseye Bait and Tackle, Tombstone Tackle, Buds Baits, Tackle Warehouse, Kentucky Lake Outdoors, Extreme Outdoors, Vienna Marine, Fishing Pro Tech, K&S Outdoors, Fishing Frenzy Tackle, Everharts Sporting Goods, Rend Lake Outdoors, Hook Solutions, Hobbie Hut, Jerry's Bait Shop, Tri-Lakes Tackle Town, Real Deal Tackle, Keowee Outdoors, Honey Hole, Bull Shoals Lake Boat Dock, Rogers Sporting Goods, Cedar Falls Tactical, Tackle Bandit, Bluff City Outdoors



"Today is both a sad day and a time for celebration in our sport. Kevin VanDam, the greatest professional angler of all time, announced that he is retiring at the end of the season. Kevin has been an integral part of Major League Fishing from our very beginning and has been a pioneer in helping develop this league. There has never been a more unselfish angler when it comes to helping grow the sport of bass fishing, for the anglers or the fans..."



Kevin VanDam announced that the 2023 Bass Pro Tour will be his last.

Kevin VanDam announces retirement from tournament fishing following 2023 Bass Pro Tour season

FEBRUARY 13, 2023 • JOEL SHANGLE • BASS PRO TOUR

KISSIMMEE, Fla. – Kevin VanDam – the all-time winningest angler in the history of professional bass fishing – announced Monday that the 2023 Bass Pro Tour season will be his last as a full-time touring pro. VanDam, who will compete this week on Florida's Kissimmee Chain of Lakes at B&W Trailer Hitches Stage One presented by Grundéns, released a video on his personal social media detailing his departure from a sport that he has excelled at for over three decades.

"I'm just about to start my 33rd season as a touring bass professional – and man, what a ride it's been," VanDam said. "But I'm here today to announce that this is going to be my last season fishing professionally on tour. Being on tour is tough. Spending so much time on the road is hard on your family, and I've done it for a really long time and have had so many great memories. I'm very proud of the

long-term friendships, relationships and partnerships I've been able to make over the years, and that's something that I really look forward to continuing in the future."

The greatest of all time

VanDam's fishing résumé is unmatched in the history of the sport. An eight-time winner of major tour-level Angler of the Year (AOY) titles (1992, 1996, 1999, 2001, 2008, 2009, 2010, 2011), the Michigan native has collected just over \$7 million in tournament winnings and 26 tour-level wins in his storied career (all records).

The winner of four Bassmaster Classics, VanDam earned his first tour-level win in 1991 at the age of 23; his latest win (at Bass Pro Tour Stage Four at Lake Chickamauga in Tennessee) came four months shy of his 54th birthday.

"Today is both a sad day and a time for celebration in our sport," said MLF President and CEO Boyd Duckett, a longtime competitor of VanDam's. "Having known Kevin through my entire

pro career, he is not only the best angler of all time, but also one of the best human beings that I know. He is the most liked and caring individual that I have ever met. There are thousands of stories of him loaning a bait to another angler or competitor, or talking fishing and taking pictures with fans in the parking lot after a full day of competition. It truly speaks volumes about him as a human being."



Although he's retiring at the end of the season, VanDam plans to remain active in the fishing community. Photo by Garrick Dixon

(continued on page 20)



CLAYS CORNER

In 1972 Tom T. Hall wrote and recorded one of his biggest #1 hits... ***"Old Dogs and Children and Watermelon Wine"***. It's a true story of while touring he met a waiter in a bar that 11 months earlier turned 65 years old. Uninvited the man sat down to share some thoughts on life. He told Tom that as he got older he realized there *"Ain't but three things in this world that's worth a solitary dime, but ***"Old Dogs and Children and Watermelon Wine"***".* Tom wrote that line down...later wrote a song about his encounter with the old man...and the rest is history. Later, when asked why he didn't share some of his earnings from that song with the "old man" Tom said, *"I didn't want to ruin the old man's life!"*

As I have gotten older I realize what Tom meant. The older I get the more the song make sense to me because it reminds me that I have a lot more casts behind me than I do in front of me!

***I Have a Lot More Casts Behind Me...
Than I Do in Front of Me***

I sing that song occasionally at different venues (Yes, you may know me as the *"Hemmingway of Fishing Articles"* but in some circles I'm better known as ***"The Legend"***! Yes...it's true!) and it always gets me thinking. Maybe I should be more like that "old man" and simplify what I do in my life...including fishing.

So...this year I'm turning over a new leaf...time to get back to the basics...time to simplify my life and fishing. It's not that I'm against the latest new lure, new technique (Is there really such a thing as 'new'...as opposed to 'modified?') or that I'm against technology. But, like that 'old man', I have learned what's important to

SPRINGTIME...

Time for a New Beginning

me is having fun in what I'm doing...and that includes fishing.

I think back to all my tournament days and how much I loved to fish but eventually "burned out" because I ended up taking it too seriously and in the process screwing up my priorities. I quit tournament fishing following an event on Stockton Lake. I caught 42 bass in that one-day tournament but only one was legal size (15") to weigh in. There is no expressing my disappointment and anger. At home that night I was watching Bill Dance and he caught a 14" bass. He turned to the camera and said that one of the best pieces of advice he got when he started his show was, ***"Never act disappointed when you catch a small fish on camera because 90% of those watching the show would give anything to catch one that size"***. WHAT...!

It was like Bill was talking straight to me! It hit me that anyone who caught 42 bass in one day, regardless of size, should be happy about it...not disappointed about it. That day I walked away from tournament fishing...parked my new Skeeter in the garage...and only took it out during vacations!

I know...after fishing 20-30 tournaments a year for 7 years and twice representing Kansas on their Federation Team this seems a bit of "overkill" right? Well...what can I say...I'm a complicated man...!

***But I realized then...as I do now...
it's time to re-think my priorities!***

This great magazine and website are filled with incredible people that unselfishly contribute to it for no other reason than to help each of us be more successful every time we are on the water... and this issue is no exception. Follow their advice, subscribe to the website, watch the video's, read the articles and follow the Fishing Reports and I will guarantee you will catch more fish. **PERIOD!** I hope my past articles have done the same thing for you.

But....that said...

As I write this article I'm helping to deal with the Estate of someone who thought life was too difficult to continue, three close family members who are facing life threatening/non-curable health issues and my good friend Bassin' Bob has recently undergone heart surgery and is working his way through rehab. So starting out this New Year my hope for everyone reading this article is that at the end of the year you can look back and say you caught a lot of bass...but also, to quote the great golfer Walter Hagan, ***"You're only here for a short visit. Don't hurry. Don't worry. And be sure to smell the flowers along the way."***

***Be Sure to
Smell the Flowers Along the Way***

***Remember...
while someone else may
take home first place,
I submit they may not have
won the only prize.
In fact...they may not have
even won the most important one!***

***Until next time...take a kid fishing...
or take me...my wife says it's the same
thing...!***

Clay Dixon

**YOUR #1
LAKE OF THE OZARKS
FISHING RESOURCE**



BASSINGBOB.COM

**LET'S GO FISHING
WITH BIG ED!**

**BIG ED'S
GUIDE SERVICE
573.692.6710**

"I FISH OUT OF A FULLY LOADED
PHOENIX BASS BOAT AND I'M LICENSED BY
THE U.S. COAST GUARD. WITH ME,
BASS FISHING IS CATCH-AND-RELEASE ONLY.
I'M WORKING HARD TO MAKE SURE THIS LAKE IS
AN EXCEPTIONAL FISHERY FOR YEARS TO COME."
~ED FRANKO~



WE ALSO CUSTOM PAINT LURES
GIVE US A CALL TODAY!



ED FRANKO, LAKE OF THE OZARKS BASS FISHING GUIDE

1117 DOGWOOD ROAD | LAKE OZARK, MO 65049 | ED@BASSANDBASKETS.COM | WWW.BIGEDSGUIDESERVICE.COM

BLANKENSHIP GUIDE SERVICE

*Your exclusive Crappie Guide
on beautiful Lake of the Ozarks!*

**Terry Blankenship
573.480.2835**



Book your trip today!
www.terryblankenship.com



@terryblankenshipfishing



(573) 346-5233



79 State Rd A, Montreal, MO 65591

Remaining in the fishing community

VanDam was explicit in his retirement video that he would remain a visible, active member of the fishing community, and will continue to support both youth and conservation initiatives through the Kevin VanDam Foundation and many other charitable functions that he's participated in throughout his career.

"I'm not retiring from the industry," VanDam said. "I still have as much drive and passion for this sport as I've ever had. I look forward to being a great voice for

fishing, the outdoors and conservation long into the future and I'm just looking forward to what the next chapter of my career is going to be."

Bass-fishing fans will see plenty of VanDam at multiple stops on the 2023 Bass Pro Tour, with interactive, fan-friendly activities occurring at multiple locations in the nine-event schedule. Go to each BPT event's individual page for updates on activities and opportunities to meet VanDam and other Bass Pro Tour pros.

"I'm really looking forward to a lot of great fan interactions and special things

that we're going to be doing, so stay tuned for more info on special things for all of our fans," VanDam said. "Not just my fans, but fans of the sport."



How to Fillet A Fish *from takemefishing.org*

Learning how to fillet a fish is easier than you think. In this section, we will give you basic information and simple steps on how to clean and fillet a fish properly.

You've had a great day of fishing. You've even landed a few for a filling meal. First and foremost, it is vital to keep your catch properly stored and chilled until you're ready to prepare the fish for cooking. While you may prefer to cook your smaller species whole, larger fish, such as largemouth bass, northern pike, salmon, and walleye, are usually filleted. Learning how to fillet a fish means getting the meat of the fish without the bones. Instructions on how to fillet a fish step by step are listed below, but there are a few steps that need to come first.

HOW TO CLEAN A FISH: BASICS

As noted above, some fish varieties are small enough to eat whole. While there are several methods available for cooking whole fish, learning how to clean a fish is necessary before putting the fish on heat.

- 1** **Scaling:** Scaling is the act of removing scales from the skin of the fish. There are specifically designed scalers to manage the task which are available where fishing equipment is sold. Or, if no scaler is available, the back of a knife can be used. Use caution. Children should never be left unsupervised when handling sharp objects. To scale the fish, place your scaler near the tail and rub it along the skin toward the head. Repeat as needed until all scales have been removed then rinse the fish off to ensure that the skin is free of scales.

For added safety, wear metal-mesh "fish-cleaning" gloves to protect your hands from sharp scales.

- 2** **Gutting:** Learning how to gut a fish is actually relatively easy. Simply place the tip of the knife into the fish's anus next to the tail and cut forward toward the head. The knife will naturally stop at the fish's head. Spread the abdominal cavity open and remove the innards with your hands. Rinse the cavity clean. If you don't intend to cook the fish with its head, now is when you can remove it by slicing through the fish just in front of the pectoral fins.

Now that the fish is clean, you're ready to cook the smaller pieces. To learn how to fillet fish the easy way, follow the filleting fish instructions below.

HOW TO FILLET A FISH: STEPS

A filleted fish has its skin and bones removed before cooking. Scaling isn't necessary. Fillet knives have a long, thin, blade that's very sharp and specifically designed for filleting fish. Follow the instructions below to learn how to fillet a fish set by step.

- 1** An adult should always supervise young anglers as they learn to fillet. A fillet knife is dangerous and must be handled safely. If you have any slime on your hands or the knife handle, wash it off to prevent slipping.



Always keep your hands behind the blade.

- 2** To fillet a fish, lay it on its side on a flat surface. Unlike the cut described for preparing whole fish, filleting fish requires you to cut the fish behind its gills and pectoral fin, but only to the rib cage. Neither scaling nor removing the head is necessary.
- 3** If not removing the head, turn the blade toward the tail and cut along the top of the ribs using the fish's backbone to guide you. Turn the fish over and repeat steps 2 and 3.
- 4** Next, insert the knife blade close to the rib bones and slice the entire rib section of each fillet away. Then, with the skin side down, insert the knife blade about a 1/2-inch from the tail. Gripping this tail part firmly, put the blade between the skin and the meat at an angle. Using a little pressure and a sawing motion, cut against - not through - the skin. The fillet will be removed from the skin.
- 5** Wash each fillet in cold water. Pat dry with a clean cloth or paper towel. The fillets are ready to cook or freeze.

AN INSIDE LOOK INTO

LAKE OF THE OZARKS FISHING GUIDES
Jim & Denise Dill



Fishing brought them together and has provided Jim and Denise Dill with a lifestyle that is perfect for Lake of the Ozarks.

The Sunrise Beach couple vaguely knew each other when they went to high school at Cedar Hill, Mo., but during a chance encounter at a gas station about 16 years later they discovered a common bond. They renewed acquaintances when Jim was heading with his bass boat to a

tournament at Lake of the Ozarks and pulled into the gas station at De Soto, Mo., while Denise was at the station after returning from a trout fishing trip. The couple discovered they both had a passion for fishing, which led them to dating and fishing together for the next four years until they married in 2004.

The couple also had a fondness for Lake of the Ozarks which eventually steered them to moving to the lake. "We both had been coming here all of our lives," Jim says. He grew up visiting the lake with his parents and staying at Bull Run Bluff Campground; Denise spent her childhood summers at Windermere camp.

While dating and after they were married, the couple competed together in the Guys and Gals bass tournament circuit and frequently fished the Lake of the Ozarks. "We came down on the weekends to fish and then we would always dread that drive home," Denise says. "We just got to the point where we enjoyed fishing so much that we asked ourselves if our careers would enable us to move here." When they decided to move to the lake, Jim was a carpenter superintendent in St. Louis and Denise was a teacher.

Denise secured a teaching job with the Camdenton School District and Jim worked construction jobs for a while, managed the Blue Anchor Bay condos, sold some spec homes and started his fishing guide service (www.jamesdillguideservice.com). When he won an FLW Costa Series tournament at the lake in 2010, he used his tournament winnings to purchase Crock-O-Gator Bait Company. Jim also is EMS certified and spends two days a week working for Lake

West Ambulance and guides the rest of the week.

Jim and Denise also squeezed in some time to operate their Crock-O-Gator business. They sold the business in October 2021, but are still involved with the company as members of the Crock-O-Gator pro staff. The couple also shares their fishing tips by serving on the BassingBob expert roundtable panel.

"We are extremely busy and doing stuff all the time but we enjoy everything we do," Jim says. "We still find some time to get out and fish for fun. Obviously tournament fishing is a lot of fun. We like the fishing, the people, the camaraderie and all that goes along with tournaments."



The Dills have won some of the Guys and Gals tournaments and the circuit's point standings in the past. They have also consistently finished in the Top 5 or Top 10 of Ozark Mountain Team Trail events at the Lake of the Ozarks and won the point



standings of the Bass World Sports winter series. Jim has fished the pro side of FLW Costa Series and BFL tournaments while Denise has fished the pro side of BFL tournaments and the co-angler division of Costa Series events.

Five years ago Denise started her own fishing guide service specializing in teaching her clients the basics of bass fishing. She retired from teaching fourth grade at the Hurricane Deck Elementary School two years ago and now guides full time and works one day a week at Fitz Fishing Tackle & Supplies.



James & Denise Dill Guide Service

www.jamesdillguideservice.com



James (573) 204-9005

Denise (314) 226-3099



**US COAST GUARD
LICENSED & INSURED**

We specialize in the introduction and the fundamentals of bass fishing.

If you are fishing for fun or preparing for an upcoming tournament we will personalize your trip to your needs!



The lake's great fishing allows the Dills to succeed in their various endeavors. "We just have an abundance of quality bass in the 3- to 5-pound range at the lake," Jim says, "and the crappie fishing is second to none."

Jim's favorite lure for catching Lake of the Ozarks bass is a jig. "There is so much you can do with a jig whether it is fishing out deep on ledges or flipping docks," he

says. "I really enjoy making good accurate smooth flips underneath docks and back in hard-to-reach places where the better fish seem to hang out."

Denise opts for a shaky head tipped with a soft plastic bait for tricking the lake's bass. "It is a bait that once the water temperature gets warm you can use it all the way up until fall," she says. "It is just a real versatile bait that you can fish for

many months. You can also change up your shaky head trailers and have some flexibility with that."

Newcomers to the lake should heed the following advice from the Dills to catch Lake of the Ozarks bass. "Put on a 1/4-ounce Crock-O-Gator shaky head with a little worm and throw it wherever you want to throw it and you are going to catch them," Jim says. "Keep it simple and just go out and catch fish."



Sportsman Lodge in Rocky Mount Has Everything an Angler Needs and More

by Deborah Wolfe



Just one mile from Coffman Beach boat ramp, the newly completed Sportsman Lodge offers 20 open floor plan cabins with two queen beds, a kitchenette with refrigerator and microwave, full bathrooms, smart TVs and wifi. Plus, all cabins are strategically angled to make backing a trailer into the ample parking area as easy as possible. On the back side of each cabin anglers will find a water hydrant

Tucked away among the timbers of the North shore, Sportsman Lodge and Cabins in Rocky Mount, MO has everything an angler needs, including quiet surroundings hidden away from the Lake of the Ozarks' more rambunctious visitors.

New in 2023, owners Dave Wydert and Josh Slack have poured heart and soul, plus a sizable amount of bank into creating the perfect getaway for anglers and families.

"We designed the Sportsman Lodge for guests to have peace of mind," Wydert said. "The cabins are spray foam insulated for peace and quiet. We added a security aspect to the property with a fence along the North side and it came with step valleys on the South side so one way in and one way out."


and electrical hookup with 20-amp and 30-amp breakers. For anglers who want to keep their catch, Sportsman Lodge has one of the largest state of the art fish cleaning stations in Missouri.

Not Just for Fishermen

In addition to the many fishing amenities available at Sportsman Lodge, there are fire pits and two pavilions for outdoors enjoyment. A newly remodeled 1,500 square foot event lodge is available for group gatherings. With two 65" smart TVs, a large cooler and a large freezer, a BYOB bar, and a bathroom, the event lodge is perfect for all types of gatherings. Attached to the Lodge is another large

pavilion that has two electric smokers, two griddles, two grills, and picnic tables with lighting.

With top-notch lodging and ample space to kick back and relax, Sportsman Lodge and Cabins is the perfect place for family, friends and fishing buddies to fire up the grill, throw some logs on the fire pit and unwind after a day on the water.



Book Your Getaway at Sportsman Lodge and Cabins Today!

Sportsman Lodge is located off HWY Y in Rocky Mount, MO. To learn more or to book reservations, visit sportsmanlodgCabins.com or call 573-365-1700.

Angler Born. Quality Built.

SOFTPLASTICS

HARDBAITS

TERMINAL TACKLE

JIGS

RODS

APPAREL



www.6thSenseFishing.com

6TH SENSE
FISHING



Everything an Angler Needs and More!

(Only one mile from Coffman Beach boat ramp)

- Ample trailer parking with water hydrants & electrical hookups with 20-amp and 30-amp breakers at every cabin.
- Large temperature-controlled fish cleaning station
- Cabins include kitchenettes with refrigerators, microwaves and 42" smart TVs with wi-fi.
- Grills, picnic tables, fire pits and private lodge for hosting group gatherings.



SportsmanLodgeCabins.com

29267 HWY Y; Rocky Mount, MO | 573-365-1700

Get Paid to Fish with the Angler's Port Payout

Angler's Port Marine pays bass anglers to fish with their Tournament Rewards Program

Angler's Port Marine in Warsaw, MO will once again host its tournament rewards program for valued customers in 2023. Angler's Port boat owners who take 1st place in select tournaments fishing from a boat purchased from Angler's Port qualify to win a contingency award of \$5,000 in addition to contingency monies from manufacturers. *And, for anglers fishing an Angler's in Action tournament, Angler's Port will pay \$10,000 to the 1st place winner fishing out of a Phoenix bass boat from Angler's Port.*

Don Schlesselman, Angler's Port Marine sales and marketing director, says the tournament payout program is one of the many ways the top-rated marine dealer creates strong bonds with their customers. He credits Angler's Port owner Klaus Fink's love of fishing along with his decades deep business experience as being key factors in the company's impressive growth.

"As a lifelong fishing enthusiast, Klaus continues the fishing heritage of Angler's Port Marine," Schlesselman said. "His focus is to create a place where fishermen and boaters can receive the guidance needed to buy the right boat for their lifestyle, and then provide them with exceptional service over the life of their boat."

Aside from being, highly acclaimed for their sales and service, Angler's Port brand is known for equipping customers with the tools and education they need to fully enjoy their time on the water.

That dedication has garnered high praise from the pro fishing world including Andy Newcomb, Brad Jelinek and Kevin Smith – all of whom are Past Angler's Port Payout winners.

"Angler's Port Marine is the #1 Lowe dealer in the world not only because they sell the most boats," Angler's Port pro staff member Brad Jelinek said. "The best part about Angler's Port marine is not only the boats they sell but the amazing team of people who work there."

FLW Ozark Division Angler of the Year Andy Newcomb echoed Jelinek's high marks for Angler's Port Marine's friendly sales approach and responsive service department.

"Angler's Port Marine's friendly and knowledgeable staff make the boat buying process a breeze and their service after the sale is top-notch, as well," Newcomb said. "I highly recommend you check out Angler's Port the next time you're in the market for a new or used boat."

To cast your line for a \$5,000 win, learn more about the Angler's Port Payout tournament rewards program at anglersport.com. You will find the rules and reqs and a link to download a tournament winner form.



About Angler's Port Marine

Building strong customer relationships is at the heart of the Angler's Port Marine in Warsaw, MO and it plays a central role in everything from choosing product lines to staffing decisions. Their strong commitment to integrity and exceptional customer service has led Angler's Port to be a top performer in the marine industry.

"We believe in safety first, doing the right thing, and maintaining a friendly, professional environment for our customers," Schlesselman said. "If a buyer lets us know that they are first time boaters, we will be happy to take them out on the lake for some beginner boating lessons. Regardless of your boating style or level of experience, Angler's Port is dedicated to being there for our customers."

Located at the intersection of Truman Lake and the Lake of the Ozarks, Angler's Port Marine brings together two of the premier fishing and boating lakes in Missouri and gives customers convenient access from both lakes.

In addition to selling Phoenix, Caymas and Lowe boats, Angler's Port carries an extensive line of electronics and boat accessories. Plus, they provide top-rated service from certified technicians highly experienced in servicing all types of boats including Yamaha and Mercury motors, and MERCURISER® I/O engines that require servicing by hard-to-find specialized mechanics.

To learn more about Angler's Port Marine boats, services and events, visit anglersportmarine.com or call (660) 438-4600. Or stop by their showroom at 13979 MO-7, Warsaw, Missouri.

PREPARE FOR TAKEOFF



WARSAW, MO | (660) 438-4600

**We come to work for one reason.
To help you have the best experience on the lake.**

Quite frankly, we're obsessed with how good it feels to help people realize that dream. If you share that dream, we would love to meet you. Come see us for an usually large selection of pontoon, sport, and high-performance boats, with an unusually pleasant team to help find the best one for you.



AnglersPortMarine.com | (660) 438-4600 | dons@AnglersPortMarine.com

Buddy's Harbor Breathes New Life into a Nostalgic Lake Location

by Deborah Wolfe

Located just three miles from the Bagnell Dam Strip, Buddy's Harbor Boutique Hotel and Marina has all you need for a year-round escape to the Lake of the Ozarks. Formerly the Ozark Village Resort, new owner Oscar Jenkins has dedicated endless hours of planning and sweat equity into a complete resort update to create a top-notch resort experience at the 2-mile marker on the southwest end of McCoy Branch Cove.

Set on three acres of lush gardens, the resort grounds rest right along the lake shoreline between Bagnell Dam and the Lodge of the Four Seasons. Amenities at Buddy's Harbor include easy access swimming pool access, a boat ramp and marina as well as a marina store; plus, a clubhouse lounge bar and covered games area, and a lakefront bar and kitchen offering gourmet deli fare, burgers and sandwiches for breakfast, lunch and dinner.

There is also resort-wide hi-speed internet, security and CCTV, public restrooms, a huge fire pit and lake trampoline. In addition, watercraft, boat and pwc rentals are available on-site.

A long-time entrepreneur and hospitality professional, Jenkins and his partner Kristin Snare look forward to greeting families and fishermen to the new Buddy's Harbor Boutique Hotel and Marina.

"All across the country, everyone knows the Lake of the Ozarks is the place to be for on the water fun," Jenkins said. "We look forward to showing off the new improvements and making it easy for our guests have the time of their lives when they visit Buddy's Harbor."

For more information or to book a reservation, visit BuddysHarbor.com or call 573-693-1014.



LAKEFRONT CABINS

COVERED MARINA • BOAT RAMP

SLIPS • GAS • LOADS OF PARKING

GOURMET FOOD & BAR


**HAPPY
HOUR
EVERY DAY
3-5PM**



(573) 693-1014
WWW.BUDDYSHARBOR.COM

MM2 SW END OF MCCOY
BRANCH COVE 1062 SUSAN ROAD
LAKE OZARK, MO 65049

**SCAN CODE
FOR LIVE GAS PRICE,
COUPONS & EVENTS**



GREAT RATES FOR FISHERMAN!



Premier Family Destination
Vacation Rental Management
HOA Management
Maintenance

4mmanagementllc@gmail.com 573.368.8965
4935 Robins Circle Osage Beach MO 65065



Fish all weekend

Lake of the Ozarks
2023 Tournament Season

COAST FISH TEAM TRAIL

U.S. Angler's Choice

Saturdays
opens

Sundays
requires membership

April 22 6:30-3	PB2
May 20 6:30-3	PB2
June 3 6-2	PB2
Sept 30 7-3	PB2
Oct 28 7-3	Robin's Resort

April 23 6:30-3	PB2
May 21 6:30-3	PB2
June 4 6-2	PB2
Oct 1 7-3	PB2
Oct 29 7-3	PB2



Jeremy Daniel, Director
jeremydaniel.LOZdirector@gmail.com
314-537-0822



COAST FISH

U.S. Angler's Choice

Scan the QR codes to learn more or pre-register.

BRIDGEVIEW

24 HOUR FUEL! Resort & Ship Store

Our 24 hour terminal provides you the convenience to gas up anytime, morning or night, when most other marinas are closed!

Just Around The Point From Robin's Resort
Boat Slip Rentals, Ship Store, Pump-out Service.

"Bridgeview Marina's 24-hour pay-at-the-pump terminal keeps me fishing year-round without taking my boat out of the water."
- BassingBob

573-302-1360

P.O. BOX 407 • Osage Beach, MO 65065 • Lake Rd. 54-29 • 1 mm of Grand Glaize Arm



16955 HWY 13 • BRANSON WEST, MO 65737 • 417-272-1841

How to Wire Batteries in Series and Parallel

[24 & 36 Volt Trolling Motors]

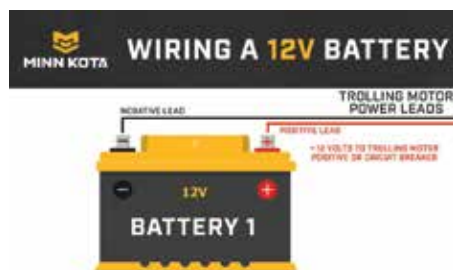
The why, when and how to wire trolling motor batteries in series or parallel

Trolling motors from Minn Kota feature robust 24 and 36 volt systems with enough power to cut through thick vegetation and hold you on spots in heavy wind. For those who do not install trolling motors for a living, one challenge to rigging a new trolling motor can be a complete understanding of how batteries can and should be wired together to create enough power to manage these systems.

We're going to walk you through everything you need to know when it comes to wiring trolling motor batteries.

How to Wire a 12 volt Trolling Motor

The first trolling motor that most anglers are introduced to are 12 volt models in one capacity or another. These relatively simple set-ups make rigging a snap and can be as straightforward as connecting a red (+ Positive) and black (- Negative) wire lead to the respective positive and negative 12 volt marine battery terminal/post or even a Minn Kota Power Center.



If you connect directly to the battery and not through a Minn Kota Power Center, be sure to use the proper fuse protection or marine breaker whenever wiring any trolling motor or marine electronics.

For more information on choosing the right battery for your trolling motor, check out our *Selecting the Best Trolling Motor Battery* blog.

How to Get 24 or 36 Volts from 12 Volt Marine Batteries

When stepping up to a more powerful 24 or 36 volt trolling motor, there are a few more steps involved to supply clean, safe

power. Rigging batteries in what's known as a series adds together the voltage of the battery. So a 24 volt system will require 2 common 12 volt marine batteries in series ($12v \times 2 = 24v$) and a 36 volt system will require 3 ($12v \times 3 = 36v$).

Before we explain wiring trolling motor batteries in a series, it is important to first understand two concepts, *amperage* and *voltage*, and how they're affected by wiring batteries in a series or parallel.

Marine Battery Voltage and Amperage [Explained]

Voltage and Amperage are two electrical measures. Voltage is a measure of force or pressure of electricity, while Amperage is a measure of volume of the current flowing from a power source.

Voltage = the force of electricity

Amperage = Amount of current flow

To draw a comparison, we can think of electricity as a waterfall where voltage is represented by the height of the waterfall, and amperage is the amount of water flowing from the top. The higher the cliff (Voltage) the more energy the water will possess when it reaches the bottom.

Likewise, the amount of water (Amperage) is important because a small amount of water over a great height will still not be as impressive as thousands of gallons from a modest height.

Amp-hours, then, would be the total amount of water in the lake at the top. When the lake has dried up, our battery has died and will need to be recharged.



Wiring Batteries in Series vs Parallel [Basics]

Now that we have a basic understanding of amps and volts, we can better imagine how to utilize the power of multiple 12 volt batteries. Wiring in series sums the voltages of the batteries used while keeping capacity, or the amp-hour rating constant. Conversely, wiring in parallel sums capacity (amp-hours) while maintaining our single-battery voltage.

If we start with two identical 12 Volt, 100 amp hour batteries, we can do some simple math to see where our electrical system ends up:

Series: 12 volts \times 2 = 24 volts,
100 amp-hours

Parallel: 100 amp-hours \times 2 =
200 amp-hours, 12 volts

When to Wire in a Series vs. Parallel



To bring this back to a real-world fishing example, let's imagine two scenarios. In the first scenario, an angler loves their 12 volt trolling motor and it works perfectly for them. They do not need extra thrust or speed, but over the course of the day they find that their battery drain before they're done fishing.

This angler would benefit from adding a 12 volt battery to their boat, wired in parallel so that they can effectively double their run time (amp-hours).

In our second scenario, the same angler finds that even on its highest setting, their 12 volt trolling motor is not powerful enough to hold them in the heavy wind and current.

BBQ DONE THE WAY YOU WOULD DO IT...



(573)348-3200
HALFSAUCED.COM



**...IF YOU WERE A GRAND
CHAMPION PITMASTER**

AWARD WINNING BBQ

**RIBS • WINGS • TURKEY • HAM • PORK
BRISKET • CHICKEN • BURNT ENDS
ALL SERVED WITH HOMEMADE SIDES!**

LET US CATER YOUR NEXT EVENT

OPEN DAILY AT 11:00AM

4185 OSAGE BEACH PARKWAY

This angler would benefit from using a 24 volt trolling motor and adding another 12 volt battery, but wiring it in series, ultimately resulting in more power.

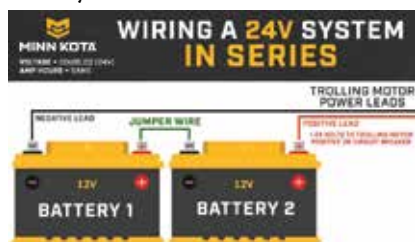
Important: Only create a 24 or 36 volt system for trolling motors rated for that voltage.

How to Wire Trolling Motor Batteries in Series

Before wiring your trolling motor batteries in series it's important to note that it is recommended that all batteries included in a series should be the same type (all lead-acid, all AGM or all Lithium), size (volts/amps), and age.

24 Volt Trolling Motor Wiring Diagram (2 batteries)

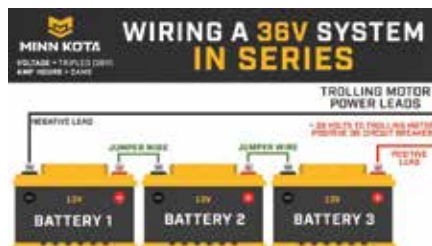
Following this diagram by wiring two 12 volt batteries *in series* will result in a 24 volt system.



1. Two 12 volt deep cycle batteries are required
2. Make sure that the trolling motor is disconnected
3. Wire in series only as directed in wiring diagram, to provide 24 volts
 - a. Connect a connector/jumper wire to the positive (+) terminal of battery 1 and to the negative (-) terminal of battery 2
 - b. Connect positive (+) red lead (from trolling motor) to positive (+) terminal on battery 2
 - c. Connect negative (-) black lead (from trolling motor) to negative (-) terminal of battery 1

36 Volt Trolling Motor Wiring Diagram (3 batteries)

Following this diagram by wiring three 12 volt batteries in series will result in a 36 volt system.



1. Three 12 volt deep cycle batteries are required
2. Make sure that the trolling motor is disconnected
3. Wire in series only as directed in wiring diagram, to provide 36 volts
 - a. Connect a connector/jumper wire to the positive (+) terminal of battery 1 and to the negative (-) terminal of battery 2
 - b. Connect a connector/jumper wire to the positive (+) terminal of battery 2 and to the negative (-) terminal of battery 3
 - c. Connect positive (+) red lead (from trolling motor) to positive (+) terminal on battery 3
 - d. Connect negative (-) black lead (from trolling motor) to negative (-) terminal of battery 1

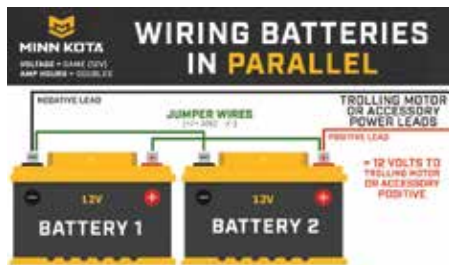
What size connection/jumper wire should you use when connecting trolling motor batteries in series – It's best to use a wire gauge at least one size larger than your trolling motor power leads. For example, if your trolling motor leads are 10AWG, it would be best to use 8AWG or 9AWG wire for your jumper wires.

How to Wire Trolling Motor Batteries in Parallel

Before wiring your marine batteries in parallel it's important to note that it is recommended that all batteries included in parallel should be the same type (all lead-acid, all AGM or all Lithium), size (volts/amps), and age.

12 Volt Parallel Wiring Diagram (2 Batteries)

Following this diagram by wiring two 12 volt batteries in parallel will result in doubling the amp-hours available to your trolling motor or accessory.



1. Two 12 volt deep cycle batteries are required
2. Make sure that the trolling motor or accessories are disconnected
3. Wire in parallel only as directed in wiring diagram, to provide 12 volt system with increased amp hour capacity.
 - a. Connect a connector cable to the positive (+) terminal of battery 1 and to the positive (+) terminal of battery 2
 - b. Connect a connector cable to the negative (-) terminal of battery 1 and to the negative (-) terminal of battery 2.

- c. Connect positive (+) red lead (from motor) to positive (+) terminal on battery 2
- d. Connect negative (-) black lead (from motor) to negative (-) terminal of battery 1

Best Way to Charge Your Trolling Motor Batteries

Now that you've learned everything you need to know to identify your battery system and how to configure it, let's quickly touch on how you can charge them with ease.

Whether wiring in parallel or series, batteries can still be charged individually by a 12-volt, multi-bank charger without disconnecting any leads, making sure to charge and discharge all batteries at the same rate to extend battery life.



For the most consistent results, a great option is a **Minn Kota On-Board Precision Charger** which allows charging of up to five batteries simultaneously and up to 15 amps of true-rated output.

Learn more about how an on-board charger creates **the simplest and most efficient way to charge** your trolling motor batteries.

Key Takeaways for Wiring Trolling Motor Batteries in Series or Parallel

Hopefully this quick guide has helped to remove the mystery around wiring multiple trolling motor batteries in series to create either a 24 or 36 volt system, as well as wiring multiple batteries in parallel.

Important Information & Tips

- **Series:** Increases voltage, but amp-hours stay the same = More Power
- **Parallel:** Increases Amp-Hours, but Voltage stays the same = More Run Time
- **Important:** Only create a 24 or 36 volt system (series) for trolling motors that are rated for that voltage
- Before wiring your trolling motor batteries in series or parallel, it's recommended that all batteries included should be the same type (i.e. all lead-acid, all AGM or all Lithium), size (volts/amps), and age
- Always use the proper fuse protection or marine breaker on your positive lead to your trolling motor or accessory to protect it
- Utilize a Minn Kota On-Board Charger to make charging simple and effective based on your battery type

Photos and article from
www.minnkotamotors.com

AUTO MARINE HOME INDUSTRIAL

WWW.PURKLEENSOLUTIONS.COM



HYDRONAUT

Designed based upon direct feedback from the AFTCO Pro Team to handle extreme foul weather conditions when comfort, performance, and focus are needed most.

30K Two-Layer
Nylon Shell





SUNLINE

Super FC Sniper

*Versatile, Manageable,
Professional-Grade Fluorocarbon.
Available in three spool sizes.*



200yds
Filler spool



660yds
“Easy Spooler”
w/ built-in cutter & line holder



1200yds
Bulk spool

Cody Huff's Best Forward-Facing Sonar Tips



Article from majorleaguefishing.com • Jody White

If you're just getting into the forward-facing sonar game now, you've arrived fashionably late to the party. Still, there's no time like the present, and the book on forward-facing sonar hasn't been written yet. Fishing with Garmin LiveScope, Cody Huff has been at the cutting edge since his days at Bethel University, and though each forward-facing product is a bit different, a lot of the same principles apply between them. So, if you're new to forward-facing sonar, or just looking to up your game a bit, consider taking a note or two from Huff.

1. Equipment Considerations

It's very easy to buy a pre-boxed setup from almost any electronics manufacturer these days to get you rolling with forward-facing sonar. Huff uses LiveScope, and he's got a few general equipment preferences that are interesting to consider.

One of the biggest things Huff does is run a big screen, opting for a 16-inch graph on his 2021 tournament rig.

"If you've used LiveScope before, you know when the fish are going straight away from you or straight at you, you can barely see them," he says. "When that stuff

happens and I'm running the 16-inch, I can see that stuff, the stuff you could never see before. People say I'm crazy for running one that big, but I'm a big fan, it makes a difference."

Troy Morrow runs a 10-inch unit for his LiveScope, and it's not uncommon advice to go with a 10-inch size for picture and affordability. Still, Huff is a believer in bigger being better.

"I use it so much, I can justify having it," he says of his 16-inch unit, which is an upgrade from the 12-inch graph he used to run. "The bigger, the better for me, if I



could fit a TV screen up there I would. I had a buddy that bought a 10-inch, and he went fishing with me, and he sold his the next day and bought a 12-inch. You can do all the same stuff on a 9-inch or a 10-inch, it just makes it easier on you."

If a really big graph isn't in the cards, one thing Huff would recommend regardless is mounting your unit on something that is a bit higher up than standard. Every inch helps when it comes to staring at the screen, and when you're catching a lot of fish on forward-facing sonar, you'll end up staring at it more than you've ever looked at a bow graph before.

2. Experiment with Your Transducer Angle

As with any sonar, how your transducer is mounted means a lot. It's why some like to mount their forward-facing transducer



#1 TACKLE SHOP AT THE LAKE!



**UNDER
NEW
MANAGEMENT**

**WE NOW HAVE
3 LOCATIONS!**

**30+ Years Bass Fishing at
Lake of the Ozarks
Successful Tournament Anglers**

**RUN BY FISHERMAN
FOR FISHERMAN!**



FITZ #1 • 3621 OSAGE BEACH PARKWAY • OSAGE BEACH, MO 65065 • 573.693.9299
FITZ #2 • 5441 OSAGE BEACH PARKWAY • OSAGE BEACH, MO 65065 • 573.348.9333
FITZ #3 • 573 W RT-54 • CAMDENTON, MO 65020 • 573.873.2868



Lynn Farrell

GRI, CRS, ABR, e-PRO
 CERTIFIED LUXURY HOME
 MARKETING SPECIALIST

CELL: 573.216.2182

OFFICE: 573.348.2181

Email: Lynn@JohnFarrell.com

www.JohnFarrell.com

Facebook: Lynn Farrell, Realtor

Energy • Experience • Excellence

Over 35 Years of Real Estate Expertise

on a separate pole, and why others like Spencer Shuffield turn to a RAM Mount or a similar style to mount their transducer on the shaft of the trolling motor. Huff likes to mount his on the shaft, but he doesn't follow the instructions in the manual.

"The way I have my transducer set up, I keep it like a click higher, maybe two clicks, so I can see my bait splash the water," he says. "If I see a fish at 80 feet, and I cast past it to 90 feet, I can see my bait splash. By seeing your bait splash, it's a lot easier to track it going down. You can see the little dot sinking past them and be ready."

3. Keep Your Foot on the Pedal

One of the most common goals with forward-facing sonar is watching your bait in the water column. Along the way, you can learn a lot about your retrieve and the reactions of the bass along the way. But it's not necessarily super easy to do until you get used to it.

"Everybody wants to find their target, a brushpile, or a rock, or whatever they're throwing at, and they'll point their trolling motor at it, take their foot off it, and cast and just expect the boat not to float," Huff

says. "They expect nothing to move, and they think it's the equipment's fault that it didn't stay in front of it."

"If you're really trying to use LiveScope to its full potential, you've got to always have your foot on the pedal where you're able to move it back and forth and adjust with the wind and the boat movement," Huff explains. "If you're fishing schools of baitfish, you need to always have it moving and be following the bait. Those variables are moving all the time, and you've got to keep moving with them."

Fear not, if you're having trouble keeping your bait or target in view, Huff has a quick fix to shorten the learning curve.

"It's a lot easier if you pay attention to the wind before you pull up on a target," he says. "Make sure you pull up downwind of it, if you point your nose into the wind, it's a lot easier to stay on target. Then you're not drifting sideways, and you don't have to account for as much movement."

4. Reap the Benefits

Forward-facing sonar helps in a lot of ways, but it can help you unlock truly new ways of fishing, which is one of the things Huff likes best about it.

"You always hear stories about guys catching them out over deep water on topwater and stuff like that," Huff says. "You just hear it, you've never seen it, and you don't know where to start. Since I've got LiveScope, I can learn in areas that there are little spots where they'll just stay up by the top, where you can actually fish what looks like the middle of the lake, but because of a contour line that comes up a little higher than the rest, they'll still hang around that."

It's something that he thinks would be nearly impossible to find on traditional sonar, because high, roaming offshore fish don't tend to stay put.

"You would have to get really, really lucky," he says. "You'd have to get crazy lucky to somehow idle right over them, because they move so, so much. With LiveScope, you can see them and stay with them."

High, offshore fish have gone a long way for Huff in the past. In the fall of 2020, he locked down the win in the Toyota Series event on Table Rock with smallmouths he plucked from 10 feet down in over 100 feet of water.



Looking to *Buy* or *Sell* lake property?

DAVE RAAF can help you navigate Lake real estate!

Dave Raaf has the experience and insight into the Lake of the Ozarks real estate market to ensure you get maximum exposure and optimum value for your investment.

- CONDOS
- LAKESIDE HOMES
- COMMERCIAL
- INVESTMENT PROPERTIES

**Any Property, Any Price
Range, Any Location**



RE/MAX Lake of the Ozarks
Dave Raaf GRI/RSPS
573-552-8320



Call Dave today!

573-552-8320 | daveraaf.com

BoatWRX Continues to Grow its Inventory, Services and Customer Satisfaction *by Deborah Wolfe*

Once the new kid on the block, BoatWRX in Osage Beach has come a long way in a short amount of time. Since launching their Nixa, MO and Lake of the Ozarks locations, the ambitious marine dealer has surpassed expectations in nearly every aspect of sales, service and customer satisfaction.



About BoatWRX Performance Specialists

BoatWRX friendly, knowledgeable sales, financing, service and parts departments, are prepared to make sure your experience is outstanding, from assisting while you are making your choice to ongoing maintenance and customization.

The BoatWRX

team values the opportunity to create a long-term relationship with customers by providing the best customer service available.

Boat WRX has a large inventory of 2023 models ready to go immediately.

BoatWRX Lake of the Ozarks wide selection of new and pre-owned boats include:

- ATX
- Bass Cat
- Skeeter
- Viaggio
- Veranda
- Avid
- Caymas
- Tigé
- Xpress Boats

BoatWRX Service Specialists

When you're invested in making sure your watercraft stays in great working order for years to come, you need knowledge and skill you can count on. BoatWRX has the equipment, experience and highly trained technicians to ensure you protect your boating investment and get the most out your time on the water.



"It is a fast-moving, aggressive ownership group," BoatWRX General Manager Joe McBride said. "All the partners have an extensive track record of success in several different industries and most importantly, they are passionate about fishing and the outdoors."

Bass Boats and More

Intent on providing customers with ample boat buying choices, BoatWRX continues to fill their massive inventory with a wide variety of boat makes and models. In addition to offering bass boats from the leading manufacturers in the industry, customers will find center consoles and pontoons at both dealer locations.

"We are determined to be a large inventory stocking dealer," co-owner Drew Sanford said. "If you want to look at a specific size, model or color, you will have multiple options to choose from right there on the lot."

While their extensive and varied line of inventory brings customers, through the door, Sanford credits the BoatWRX crew of top-notch staff members for being pivotal to their success.

"We're fortunate to have some of the best mechanics at the lake; our salespeople and managers are absolutely top-notch," Sanford said. "It's just a fun business with explosive growth and I think people really enjoy that and are attracted to that atmosphere."

Whether providing sales assistance or marine service, the BoatWRX team is well aware that you can't get to the



top without making your customers the top priority.


From the beginning, BoatWRX leadership knew the importance of staffing their dealerships with highly qualified, customer-oriented technicians and sales professionals who understand what it means to provide exceptional customer service. That mindset has garnered them a reputation as "the place to go to get things done."

"We want to do things right and do them for the right reason," Sanford said. "There are thousands of anglers who travel to the lake and live at the lake; to give them a home and a place to feel welcome is really important to us."



To learn more about BoatWRX sales and service, visit boat-wrx.com or call (417) 708-2200 to reach the BoatWRX Nixa location or (573) 836-8042 for their Osage Beach showroom and service center.

SUICIDE SHAD



**BIG
BITE
BAITS®**

Learn more at bigbitebaits.com

CONCORD VILLAGE LIONS CLUB

Presents

FISH FOR SIGHT®

FISHING TOURNAMENT

32nd ANNUAL AMATEUR BUDDY BASS TOURNAMENT

SATURDAY, OCTOBER 28, 2023

LAKE OF THE OZARKS - Public Access (PB #2)

Entry Fee - \$200 Per Boat (Includes Big Bass)

\$25.00 discount to the active military and first responders



First Place ... \$7,500

One Place Per 10 Entries



**3 Big Bass — \$1,000 First Place
Special Guy & Gal Division**

In Cooperation with:

Kutis Funeral Homes, Inc. • Dobbs Tire and Auto Centers

Proceeds to Benefit (Sight)

Complimentary Fish Fry Friday with beverages

from 5:00 to 7:30pm

night before the tournament and

BBQ during the weigh-in on Saturday.

Auction & Raffles

For Additional Information Call Tom Harper at

314.607.2050 or www.fishforsight.org

I'm here to help you bundle your home & auto



Sykora Insurance Agency Inc
Marcus Sykora, Agent
3535 Osage Beach Pkwy, Suite 401
Osage Beach, MO 65065

Bus: 573-365-5088
marcus@lakesf.com

I can save you time and money when you
bundle your home and auto insurance.
Call, click or stop by for a quote today.

Availability and amount of discounts and savings vary by state.

State Farm Mutual Automobile Insurance Company
State Farm Indemnity Company
State Farm Fire and Casualty Company
State Farm General Insurance Company
Bloomington, IL

State Farm County Mutual Insurance Company of Texas
State Farm Lloyds
Richardson, TX

State Farm Florida Insurance Company
Winter Haven, FL

Like a good neighbor, State Farm is there.®

A NEW ERA OF ALUMINUM BOATS

 **xpress boats®**
we build excitement

X18 | X19 | X21



 **AVID**
BOATS

18 XB | 19XB | 20XB | 21 XB



NIXA | OSAGE BEACH | NORTHPORT

WWW.BOAT-WRX.COM

1(888)300-2930



YAMAHA

